



FRONT



BACK




Directions:

1. Print onto card stock.
2. Cut out around black lines.
3. Glue front to back.
4. Punch holes where indicated.
5. Pull string through hole.
6. Hang on tree or other festive display.


BACK




FRONT



FRONT




BACK



Directions:

1. Print onto card stock.
2. Cut out around black lines.
3. Glue front to back.
4. Punch holes where indicated.
5. Pull string through hole.
6. Hang on tree or other festive display.

BACK



FRONT

